

SEC SOFTBALL TEAM

2022 STATISTICAL IMPROVEMENTS



THE CORE-SIX SOFTBALL VISUAL SKILLS



ALIGNMENT

Proper alignment enables the ability to perceive the true location of an object, rather than in front or behind it

- Timing at the plate
- Barrel contact



CONVERGENCE

Ability to focus on objects within close proximity and judge their movement.

- Ability to focus on incoming pitches
- Consistency in contact



RECOGNITION

Ability to observe, process and recall a series of visual targets, and respond properly.

- Pitch identification
- Swing decisions & overall softball IQ



DEPTH PERCEPTION

Uses both eyes to locate objects in space to judge their distance, speed, and direction

- Timing at the plate
- Judging the spin, speed & trajectory of the ball



DIVERGENCE

Ability to locate objects in the distance, impacting an athlete's ability to anticipate and react.

- Locating the ball out of the pitcher's hand
- Early pitch/spin detection



TRACKING

Ability to follow an object while continuously monitor all other aspects of the game

- Overall reaction time & ability to follow the ball in the air



PLAYER HIGHLIGHT

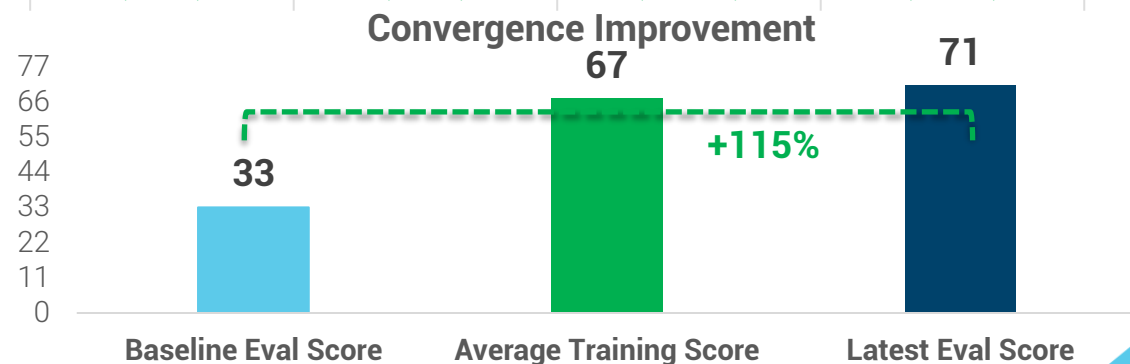
PLAYER #1

	Edge Score	Convergence	Divergence	Recognition* (Response Time, Accuracy)	Tracking* (Response Time, Accuracy)
Baseline Evaluation	78.3	33	30	1.26s, 95%	0.55s, 97%
Average Training (Weighted based on difficulty)	-	67	47	0.68s, 98%	0.55s, 98%
Latest Evaluation (% Improvement from baseline)	93.0 (+19%)	71 (+115%)	44 (+47%)	0.57s, 96% (55% quicker)	0.55s, 99% (2% more accurate)

	AB (PA)	AVG	OBP	SLG	OPS	BB%	SO%	HR%
Pre-Training (2021 season)	174 (195)	0.299	0.359	0.644	1.003	8.7%	14.9%	9.8%
Post-Training (2022 season, % Improvement)	166 (200)	0.307 (+3%)	0.410 (+14%)	0.651 (+1%)	1.061 (+6%)	13.5% (+55%)	13.0% (-13%)	10.2% (+4%)

- 92 training **sessions** completed
- 568 training **exercises** completed

*Only standard evaluation settings: Recognition – 3 medium arrows, 0.60s flash time.
Tracking – 0.60s flash time



PLAYER HIGHLIGHT

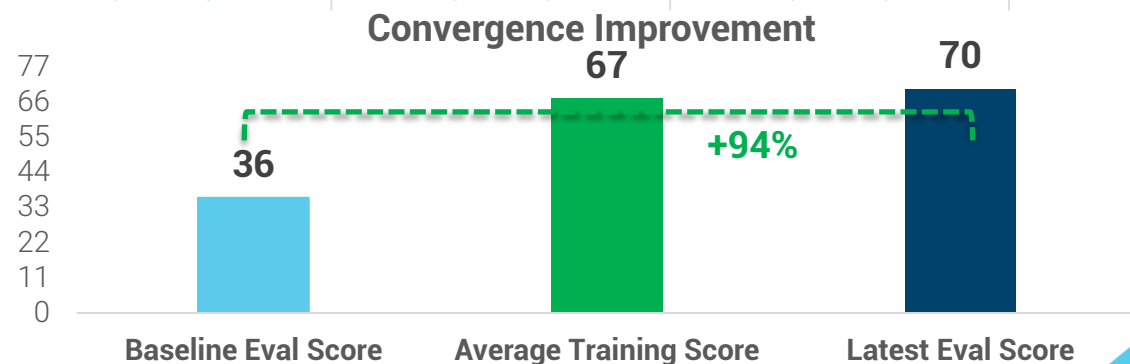
PLAYER #2

	Edge Score	Convergence	Divergence	Recognition* (Response Time, Accuracy)	Tracking* (Response Time, Accuracy)
Baseline Evaluation	76.3	36	31	0.93s, 79%	0.58s, 97%
Average Training (Weighted based on difficulty)	-	67	42	0.80s, 94%	0.60s, 97%
Latest Evaluation (% Improvement from baseline)	82.6 (+8%)	70 (+94%)	36 (+16%)	0.86s, 100% (7% quicker)	0.59s, 99% (2% more accurate)

	AB (PA)	HR	HR%	BB	BB%	FLD%
Pre-Training (2021 season)	212 (230)	13	6.1%	13	5.7%	0.987
Post-Training (2022 season, % Improvement)	186 (218)	14 (+8%)	7.5% (+23%)	21 (+62%)	9.6% (+70%)	1.000 (+1%)

- 28 training **sessions** completed
- 174 training **exercises** completed

*Only standard evaluation settings: Recognition – 3 medium arrows, 0.60s flash time.
Tracking – 0.60s flash time



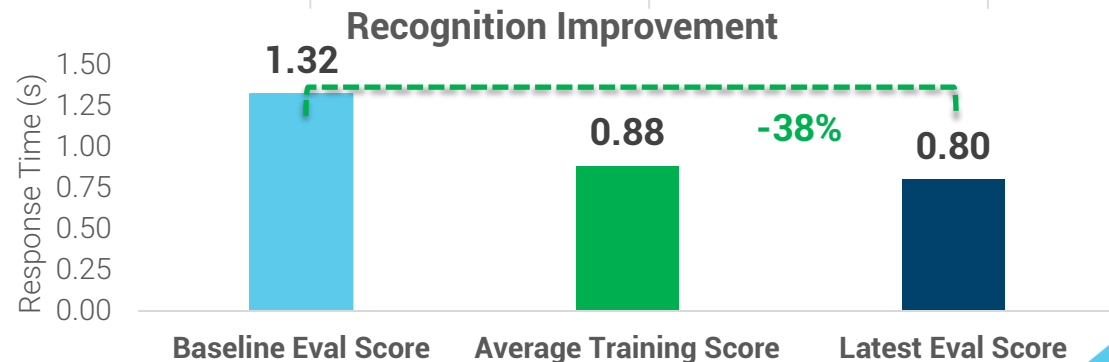
PLAYER HIGHLIGHT

PLAYER #3

	Edge Score	Divergence	Recognition* (Response Time, Accuracy)	Tracking* (Response Time, Accuracy)
Baseline Evaluation	81.7	36	1.32s, 81%	0.70s, 94%
Average Training (Weighted based on difficulty)	-	43	0.88s, 92%	0.66s, 94%
Latest Evaluation (% Improvement from baseline)	82.1 (+1%)	49 (+36%)	0.82s, 88% (38% quicker)	0.66s, 98% (6% quicker)

	AB (PA)	AVG	SLG	OPS	HR	XBH
Pre-Training (2021 season)	97 (112)	0.278	0.371	0.746	0	8
Post-Training (2022 season, % Improvement)	186 (218)	0.282 (+1%)	0.418 (+13%)	0.789 (+6%)	2 (+2)	16 (+100%)

- 27 training **sessions** completed
- 181 training **exercises** completed



*Only standard evaluation settings: Recognition – 3 medium arrows, 0.60s flash time.
Tracking – 0.60s flash time

PLAYER HIGHLIGHT

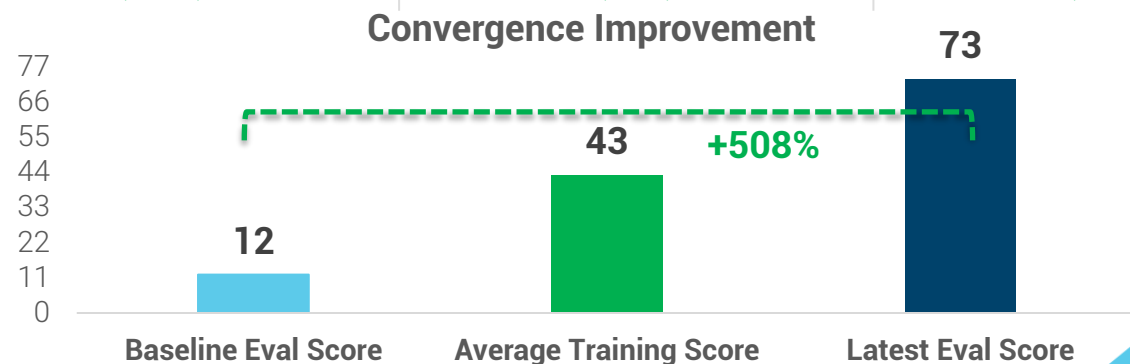
PLAYER #4

	Edge Score	Convergence	Divergence	Recognition* (Response Time, Accuracy)	Tracking* (Response Time, Accuracy)
Baseline Evaluation	83.2	12	51	0.75s, 96%	0.56s, 92%
Average Training (Weighted based on difficulty)	-	43	46	0.68s, 94%	0.55s, 91%
Latest Evaluation (% Improvement from baseline)	93.3 (+12%)	73 (+508%)	48	0.56s, 96% (25% quicker)	0.51s, 98% (9% quicker)

	AB (PA)	BB%	SO%	FLD%
Pre-Training (2021 season)	134 (166)	16.9%	22.9%	0.985
Post-Training (2022 season, % Improvement)	97 (125)	17.6% (+4%)	21.6% (-6%)	0.989 (+1%)

- 36 training **sessions** completed
- 245 training **exercises** completed

*Only standard evaluation settings: Recognition – 3 medium arrows, 0.60s flash time.
Tracking – 0.60s flash time



PLAYER HIGHLIGHT

PLAYER #5

	Edge Score	Convergence	Divergence	Recognition* (Response Time, Accuracy)	Tracking* (Response Time, Accuracy)
Baseline Evaluation	75.7	56	49	1.08s, 91%	0.61s, 97%
Average Training (Weighted based on difficulty)	-	64	51	0.78s, 92%	0.61s, 98%
Latest Evaluation (% Improvement from baseline)	92.0 (+21%)	69 (+23%)	54 (+10%)	0.67s, 100% (38% quicker)	0.53s, 97% (13% quicker)

	AB (PA)	S0%	FLD%
Pre-Training (2021 season)	187 (207)	12.6%	0.943
Post-Training (2022 season, % Improvement)	198 (220)	11.8% (-6%)	0.975 (+3%)

- **2022 Gold Glove Winner**
- 27 training **sessions** completed
- 176 training **exercises** completed

*Only standard evaluation settings: Recognition – 3 medium arrows, 0.60s flash time.
Tracking – 0.60s flash time

